



REG

Registration Office
Chiang Mai University

Manual for the Credit Transfer & Equivalent Credit Transfer System

DATA AS OF 29 MAY 2026

UNDERGRADUATE STUDENTS

Choose the menu



Credit Transfer from Chiang Mai University

Click Here



Equivalent Credit Transfer from other institutes

Click Here



Transfer of Study Results from the Non-formal Education System and Informal Education

Click Here



Credit Transfer from credit bank system

Click Here





MANUAL FOR THE CREDIT TRANSFER & EQUIVALENT CREDIT TRANSFER SYSTEM

REG | Registration Office
Chiang Mai University

Credit Transfer

Equivalent Credit Transfer

- Processes
- Student
- Student/Advisor
- Student/Program Chair
- Student/Faculty
- Faculty
- Student
- Student/Faculty
- Student
- Student

★ GMU

Student requests the credit transfer in the system.
The confirmation of the request E-mail will be sent to the advisor. (If approval has not been granted, please contact advisor.)

Advisor approves the credit transfer in the system.
The confirmation of approval E-mail will be sent to student.

Student prints the request form from the system and submit it to the **programm chair** for approval.

Student submits the request form to the **affiliated faculty**.

The **faculty** considers and approves the credit transfer in the system.
(Student will be received the confirmation E-mail for paying the fee in the next step.)

Student login to the system to pay a fee by **QR Code** or **Credit Card** or **Alipay** or **WeChat**

1,000 Baht

waiting for the transfer result

Student login to the system to check the status of credit transfer.
(Student will be received the confirmation E-mail after the credit transfer status approved.)

★ Other Institutes

Student prints the request form from the system.

Student submits the request form + **Transcript + Course description** to **Advisor** for approval.

Student submits the request form + **Transcript + Course description** to the **affiliated faculty**.

The **faculty** considers and approves the credit transfer in the system.

Student login to the system to pay a fee by **QR Code** or **Credit Card** or **Alipay** or **WeChat**

5,000 Baht

Affiliated faculty sends documents to the **faculty of course(s)** which requests the equivalent credit transfer for consideration.

waiting for the transfer result

Non-Formal / InFormal Education System

Student prints the request form from the system.

Student submits the request form + **required document (if any)** to **Advisor** for approval.

The **faculty** send all of its to REG for operation.

Student takes the examination (for the courses evaluated by written examination only.)

500 Baht/Course

Student login to the system to check the status of credit transfer.
(Student will be received the confirmation E-mail after the credit transfer status approved.)

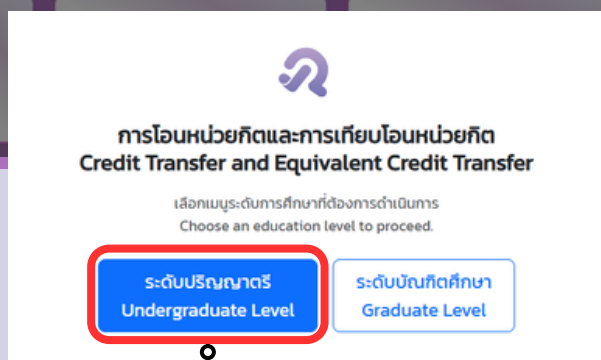
★ Students request in the first semester which they return to study only.

Credit Transfer from Chiang Mai University

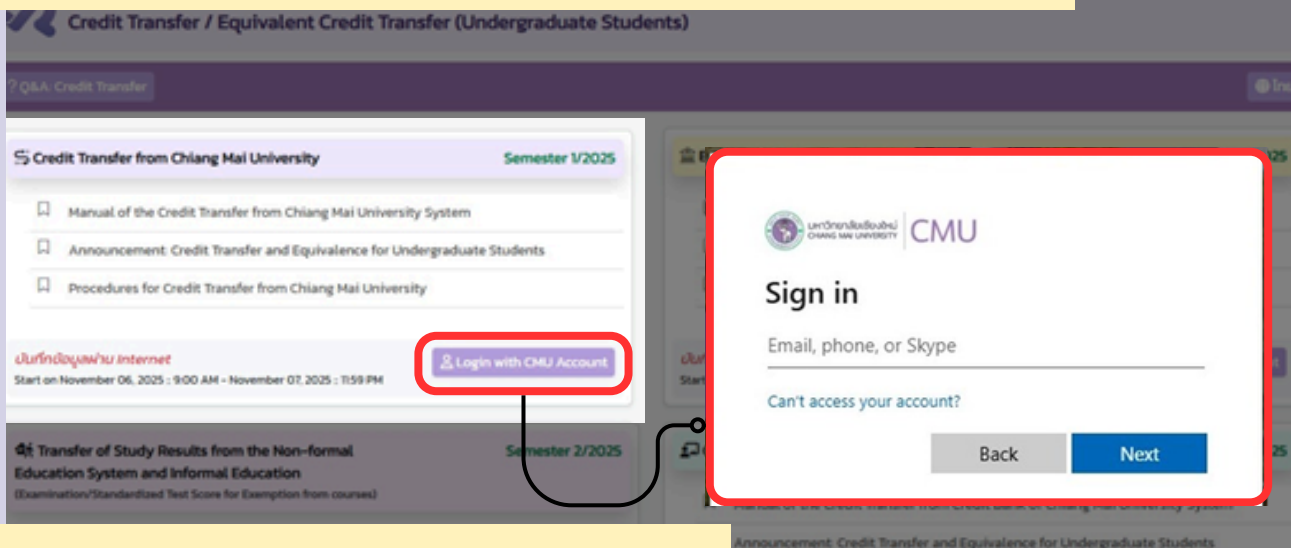
1. Direct to <https://www.reg.cmu.ac.th/webreg/en/>
Select menu **Credit Transfer**.



Select **Undergraduate Level**



2. Select menu **Credit Transfer from Chiang Mai University**



3. Log in with **CMU account (@cmu.ac.th)**

Credit Transfer from Chiang Mai University

4. MENU 1. Personal Information

MENU 1. Personal Information 2. Transfer Credit 3. Professor/Faculty Approve 4. Questionnaire 5. Payment 6. Check Status

Step 11 Personal Information

CMU Student ID [Redacted]
 Name/Lastname [Redacted]
 Faculty Faculty of Engineering
 Major Robotics Engineering and Artificial Intelligence
 Phone/Mobile [Redacted] **Save**

Step 12 Fill out your former student ID

Previous Student ID Select **Save**

| Previous student ID | Semester | Academic Year | Retirement |
|---------------------|------------------|---------------|----------------------|
| [Redacted] | ๓๓ Sou/summer | 2567 | Edit Delete |

4.1 Update the student's phone number and **Click Save**.

4.2 Fill in the previous CMU's student ID and **Click Save**

(You can edit on the student ID if you would like to **change/remove**)

5. MENU 2. Transfer Credit

MENU 1. Personal Information 2. Transfer Credit 3. Professor/Faculty Approve

Step 2. Transfer credit

Select a course(s) transfer from CMU and click **confirm the information**.

| Record | Course Code | Course Title | Credit | Grade | Cancel |
|--------|-------------|------------------------|--------|-------|--------|
| 1 | 001101 | FUNDAMENTAL ENGLISH I | 3 | B+ | |
| 2 | 140104 | CITIZENSHIP | 3 | A | |
| 3 | 203111 | CHEMISTRY I | 3 | C | |
| 4 | 203115 | CHEMISTRY LABORATORY I | 1 | B+ | |
| 5 | 702101 | FINANCE FOR DAILY LIFE | 3 | B | |

(!! If click confirm, the information can't be changed)
 ✓ The information has been confirmed and cannot be changed.

Select Student ID: [Dropdown] **Search**

Course taken at Chiang Mai University

| Record | Semester/Academic Year | Course Code | Course Title | Credit | Grade | Confirm |
|--------|------------------------|-------------|--------------|--------|-------|---------|
| | | | | | | |

Notes ... The transferring credits from the former courses must have been taken no more than 5 years starting from the semester of enrollment, and the grade level received must not be lower than C or equivalent.

Credit Transfer from Chiang Mai University

6. MENU 3. Professor/Faculty Approve

MENU 1. Personal Information 2. Transfer Credit 3. Professor/Faculty Approve 4. Questionnaire 5. Payment 6. Check Status

Step 3. Professor/Faculty Approve

Step 3 (1). Professor Approve

Professor Approved

>> Professor's opinion

| Order | Opinion | Date | Click to be informed |
|-------|---------|------|----------------------|
| | | | |

>> Transfer credit

| Record | Course Code | Course Title | Credit | Grade | Status Professor |
|--------|-------------|------------------------|--------|-------|------------------|
| 1 | 00101 | FUNDAMENTAL ENGLISH 1 | 3 | B+ | Approved |
| 2 | 140104 | CITIZENSHIP | 3 | A | Approved |
| 3 | 203111 | CHEMISTRY 1 | 3 | C | Disapproved |
| 4 | 203115 | CHEMISTRY LABORATORY 1 | 1 | B+ | Disapproved |
| 5 | 702101 | FINANCE FOR DAILY LIFE | 3 | B | Approved |

6.1 wait/check approval status from the **advisor**.

(Student may receive the message from the advisor. In this case, is not the approval from the advisor.)

MENU 1. Personal Information 2. Transfer Credit 3. Professor/Faculty Approve 4. Questionnaire 5. Payment 6. Check Status

Step 3. Professor/Faculty Approve

Step 3 (1). Professor Approve

Step 3 (2). Faculty Approve

Faculty Approved

>> Professor's opinion

| Order | Opinion | Date | Click to be informed |
|-------|---------|------|----------------------|
| | | | |

>> Transfer credit

| Record | Course Code | Course Title | Credit | Grade | Status Professor | Status Faculty |
|--------|-------------|------------------------|--------|-------|------------------|----------------|
| 1 | 00101 | FUNDAMENTAL ENGLISH 1 | 3 | B+ | Approved | Approved |
| 2 | 140104 | CITIZENSHIP | 3 | A | Approved | Approved |
| 3 | 203111 | CHEMISTRY 1 | 3 | C | Disapproved | |
| 4 | 203115 | CHEMISTRY LABORATORY 1 | 1 | B+ | Disapproved | |
| 5 | 702101 | FINANCE FOR DAILY LIFE | 3 | B | Approved | Approved |

6.2 wait/check approval status from the **affiliated faculty**.

Credit Transfer from Chiang Mai University

7. MENU 4. Questionnaire

MENU 1. Personal Information 2. Transfer Credit 3. Professor/Faculty Approve 4. Questionnaire 5. Payment 6. Check Status

User Satisfaction Survey: Credit Transfer for Undergraduate System Academic year 2025

Action with the system by checking the appropriate box.

| | Satisfaction level | | | | |
|--|-----------------------|-----------------------|-----------------------|-----------------------|-----------------------|
| | Excellent | Good | Fair | Poor | Very poor |
| 1. Procedure of Credit Transfer System | <input type="radio"/> | <input type="radio"/> | <input type="radio"/> | <input type="radio"/> | <input type="radio"/> |

Fill in the questionnaire and **click Save**

8. MENU 5. Payment

MENU 1. Personal Information 2. Transfer Credit 3. Professor/Faculty Approve 4. Questionnaire 5. Payment 6. Check Status

Step 5. Please pay a fee and upload slip payment

Payment

Scan QR Code

THAI QR PAYMENT

Credit Card Payment

Alipay Payment

WeChat Pay Payment

Please upload slip payment.

slip payment Choose File No file chosen check file

*อนุญาต PDF, JPG/PNG ไม่เกิน 500 KB Please upload pdf file no more than 500 KB only.

Example save

* The student will receive an email after the process completely or contact your faculty.

Upload the slip of payment.

After the faculty approved, student will receive the confirm email for pay a fee by selecting from 4 methods: **QR Code** or **Credit Card** or **Alipay** or **WeChat (1,000 THB)**.



Credit Transfer from Chiang Mai University

9. MENU 6. Check Status

MENU 1. Personal Information 2. Transfer Credit 3. Professor/Faculty Approve 4. Questionnaire 5. Payment 6. Check Status

Check Status

Transfer credit

| Record | Course Code | Course Title | Credit | Grade | Grade from Credit Transfer | Status | |
|--------|-------------|------------------------|--------|-------|----------------------------|-------------|----------|
| | | | | | | Professor | Faculty |
| 1 | 001101 | FUNDAMENTAL ENGLISH I | 3 | B+ | CX | Approved | Approved |
| 2 | 140104 | CITIZENSHIP | 3 | A | CX | Approved | Approved |
| 3 | 203111 | CHEMISTRY I | 3 | C | CX | Disapproved | |
| 4 | 203115 | CHEMISTRY LABORATORY I | 1 | B+ | CX | Disapproved | |
| 5 | 702101 | FINANCE FOR DAILY LIFE | 3 | B | CX | Approved | Approved |

Status

| No | Title | Status |
|----|-------------------------------|-------------------------------------|
| 1 | Confirm an information | <input checked="" type="checkbox"/> |
| 2 | Professor approved | <input checked="" type="checkbox"/> |
| 3 | Faculty inform an information | <input checked="" type="checkbox"/> |
| 4 | Pay a fee | <input checked="" type="checkbox"/> |
| 5 | University approved | <input checked="" type="checkbox"/> |

Credit Transfer Complete

Student check the status of credit transfer on the system.

MENU 1. Personal Information 2. Transfer Credit 3. Professor/Faculty Approve 4. Questionnaire 5. Payment 6. Check Status

Check Status

Transfer credit

| Record | Course Code | Course Title | Credit | Grade | Grade from Credit Transfer | Status | |
|--------|-------------|------------------------|--------|-------|----------------------------|-------------|----------|
| | | | | | | Professor | Faculty |
| 1 | 001101 | FUNDAMENTAL ENGLISH I | 3 | B+ | CX | Approved | Approved |
| 2 | 140104 | CITIZENSHIP | 3 | A | CX | Approved | Approved |
| 3 | 203111 | CHEMISTRY I | 3 | C | CX | Disapproved | |
| 4 | 203115 | CHEMISTRY LABORATORY I | 1 | B+ | CX | Disapproved | |
| 5 | 702101 | FINANCE FOR DAILY LIFE | 3 | B | CX | Approved | Approved |

Status

| No | Title | Status |
|----|-------------------------------|-------------------------------------|
| 1 | Confirm an information | <input checked="" type="checkbox"/> |
| 2 | Professor approved | <input checked="" type="checkbox"/> |
| 3 | Faculty inform an information | <input checked="" type="checkbox"/> |
| 4 | Pay a fee | <input checked="" type="checkbox"/> |
| 5 | University approved | <input checked="" type="checkbox"/> |

Credit Transfer Complete

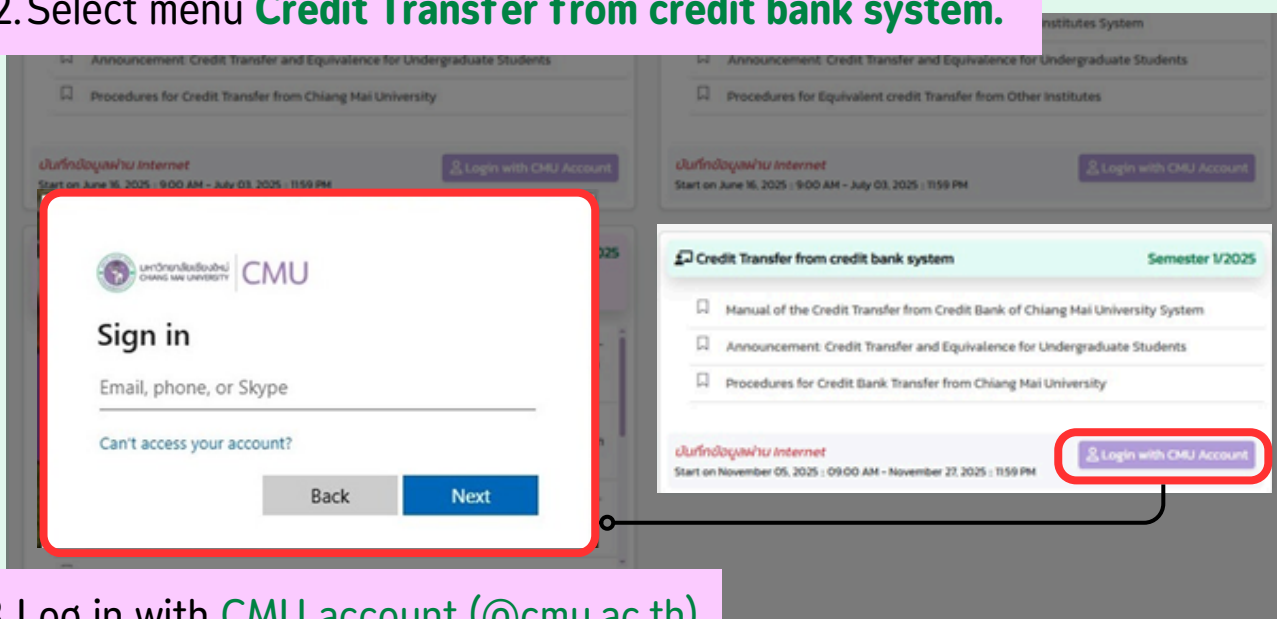
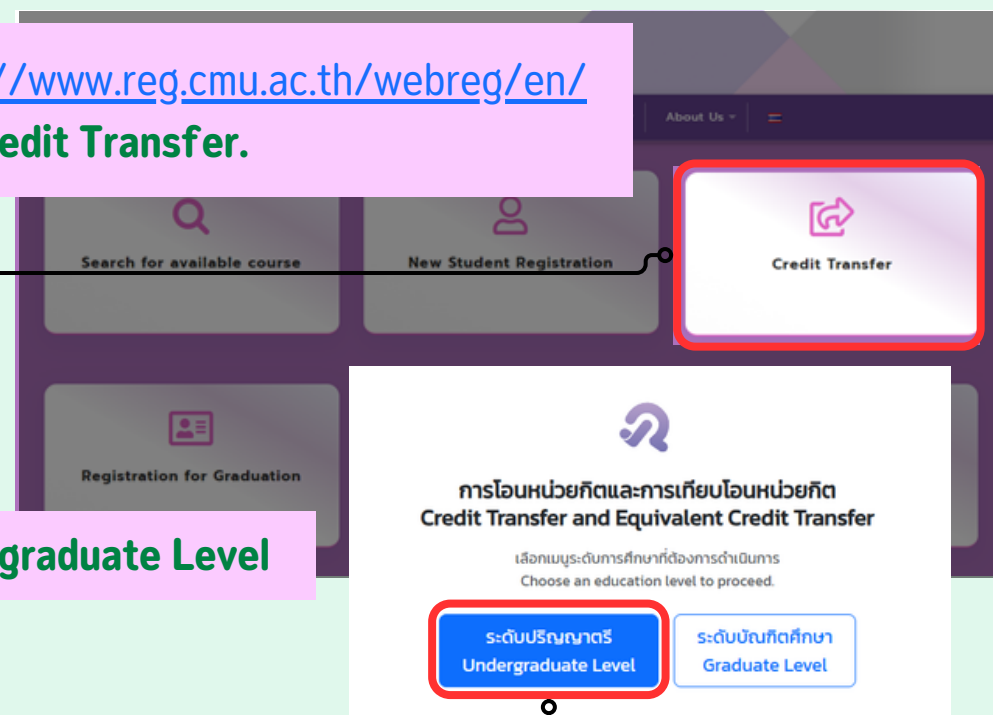
Credit Transfer from credit bank system

1. Direct to <https://www.reg.cmu.ac.th/webreg/en/>
Select menu **Credit Transfer**.

Select **Undergraduate Level**

2. Select menu **Credit Transfer from credit bank system**.

3. Log in with **CMU account (@cmu.ac.th)**



Credit Transfer from credit bank system

4. MENU 1. Personal Information

MENU 1. Personal Information 2. Transfer Credit 3. Professor Approve 4. Print Report/Faculty consideration 5. Questionnaire 6. Payment 7. Status

Step 11 Personal Information

CMU Student ID []
Name/Lastname []
Faculty School of Lifelong Education
Major []
Phone/Mobile [] Save

Step 12 Fill out your former student ID

Previous Student ID Select Save Previous student ID [] Delete

4.1 Update the student's phone number and **click Save**.

4.2 Select credit bank's student ID and **click Save**.

(You can edit on the student ID if you would like to **remove**.)

5. MENU 2. Transfer Credit

MENU 1. Personal Information 2. Transfer Credit 3. Professor Approve 4. Print Report/Faculty consideration 5. Questionnaire 6. Payment 7. Status

Step 2. Transfer credit

| Record | Course Code | Course Title | Credit | Grade | Cancel |
|--------|-------------|-------------------------------|--------|-------|--------|
| 1 | 259104 | ENGINEERING DRAWING | 3 | B | |
| 2 | 259106 | WORKSHOP TECHNOLOGY | 1 | A | |
| 3 | 261111 | INTERNET AND ONLINE COMMUNITY | 3 | A | |

The information has been confirmed and cannot be changed. If you wish to transfer more credits, you may proceed in the next semester.

Select Student ID: [] Search

Course taken at Chiang Mai University

| Record | Semester/Academic Year | Course Code | Course Title | Credit | Grade | Confirm |
|--------|------------------------|-------------|--------------|--------|-------|---------|
| | | | | | | |

(!! If click confirm, the information can't be changed)

Select a course(s) transfer from credit bank and **click confirm the information**.

Credit Transfer from credit bank system

6. MENU 3. Professor Approve

MENU 1. Personal Information 2. Transfer Credit 3. Professor Approve 4. Print Report/Faculty consideration 5. Questionnaire 6. Payment

Step 3. Professor Approve

Professor approved

>> Professor's opinion

| Order | Opinion | Date | Click to be informed |
|-------|---------|------|----------------------|
| | | | |

>> Transfer credit

| Record | Course Code | Course Title | Credit | Grade | Status Professor |
|--------|-------------|-------------------------------|--------|-------|------------------|
| 1 | 259104 | ENGINEERING DRAWING | 3 | B | Approved |
| 2 | 259106 | WORKSHOP TECHNOLOGY | 1 | A | Approved |
| 3 | 261111 | INTERNET AND ONLINE COMMUNITY | 3 | A | Disapproved |

6.1 wait/check approval status from the **advisor**.

(Student may receive the message from the advisor. In this case, is not the approval from the advisor.)

7. MENU 4. Print Report/faculty consideration

MENU 1. Personal Information 2. Transfer Credit 3. Professor Approve 4. Print Report/Faculty consideration

Step 4. Print Report / Faculty consideration


1) Print Report

Print Report

Note:

Student has to submit a request to chairperson of the program administrative committee and submit a request to student's faculty.

2) Faculty Approved



7.1 Print out the request form to the **chairperson of the program** for approval and submit the request form to **the affiliated faculty**.

| Record | Course Code | Course Title | Credit | Grade | Status Professor | Status Faculty |
|--------|-------------|-------------------------------|--------|-------|------------------|----------------|
| | | | | | | |
| 2 | 259106 | WORKSHOP TECHNOLOGY | 1 | A | Approved | Approved |
| 3 | 261111 | INTERNET AND ONLINE COMMUNITY | 3 | A | Disapproved | Approved |

7.2 wait/check approval status from the **faculty**.

Credit Transfer from credit bank system

MENU 1. Personal Information 2. Transfer Credit 3. Professor Approve 4. Print Report/Faculty consideration 5. Questionnaire 6. Payment 7. Status

User Satisfaction Survey: Credit Transfer for Undergraduate System Academic year 2025

item by checking the appropriate box.

| | Satisfaction level | | | | |
|--|-----------------------|-----------------------|-----------------------|-----------------------|-----------------------|
| | Excellent | Good | Fair | Poor | Very poor |
| 1. Professor of Credit Transfer System | <input type="radio"/> | <input type="radio"/> | <input type="radio"/> | <input type="radio"/> | <input type="radio"/> |
| 2. Overall | <input type="radio"/> | <input type="radio"/> | <input type="radio"/> | <input type="radio"/> | <input type="radio"/> |

8. MENU 5. Questionnaire

Fill in the questionnaire and **click Save.**

9. MENU 6. Payment

MENU 1. Personal Information 2. Transfer Credit 3. Professor Approve 4. Print Report/Faculty consideration 5. Questionnaire 6. Payment 7. Status

Step 6.ชำระค่าธรรมเนียมการขอโอนหน่วยกิต และอัปโหลดหลักฐานการชำระเงิน

Scan QR Code

Credit Card Payment

Alipay Payment

WeChat Pay Payment

Please upload slip payment.

slip payment No file chosen

*อนุญาตให้ PDF หรือ JPG/PNG ขนาดไม่เกิน 500 KB

** The student will receive an email after the process completely or contract your faculty. **

Upload the slip of payment.

After the faculty approved, student will receive the confirm email for pay a fee by selecting from 4 methods: **QR Code** or **Credit Card** or **Alipay** or **WeChat (1,000 THB).**



Credit Transfer from credit bank system

10. MENU 7. Status

MENU 1. Personal Information 2. Transfer Credit 3. Professor Approve 4. Print Report/Faculty consideration 5. Questionnaire 6. Payment 7. Status

Check Status

Transfer credit

| Record | Course Code | Course Title | Credit | Grade | Grade from Credit Transfer | Status | |
|--------|-------------|-------------------------------|--------|-------|----------------------------|-------------|----------|
| | | | | | | Professor | Faculty |
| 1 | 259104 | ENGINEERING DRAWING | 3 | B | CX | Approved | Approved |
| 2 | 259106 | WORKSHOP TECHNOLOGY | 1 | A | CX | Approved | Approved |
| 3 | 261111 | INTERNET AND ONLINE COMMUNITY | 3 | A | CX | Disapproved | |

Status

| No | Title | Status |
|----|------------------------|--------|
| 1 | Confirm an information | ✓ |
| 2 | Professor Approved | ✓ |
| 3 | Faculty Approved | ✓ |
| 4 | Pay a fee | ✓ |
| 5 | University Approved | ✓ |

Credit Transfer Complete

Student check the status of credit transfer on the system.

MENU 1. Personal Information 2. Transfer Credit 3. Professor Approve 4. Print Report/Faculty consideration 5. Questionnaire 6. Payment 7. Status

Check Status

Transfer credit

| Record | Course Code | Course Title | Credit | Grade | Grade from Credit Transfer | Status | |
|--------|-------------|-------------------------------|--------|-------|----------------------------|-------------|----------|
| | | | | | | Professor | Faculty |
| 1 | 259104 | ENGINEERING DRAWING | 3 | B | CX | Approved | Approved |
| 2 | 259106 | WORKSHOP TECHNOLOGY | 1 | A | CX | Approved | Approved |
| 3 | 261111 | INTERNET AND ONLINE COMMUNITY | 3 | A | CX | Disapproved | |

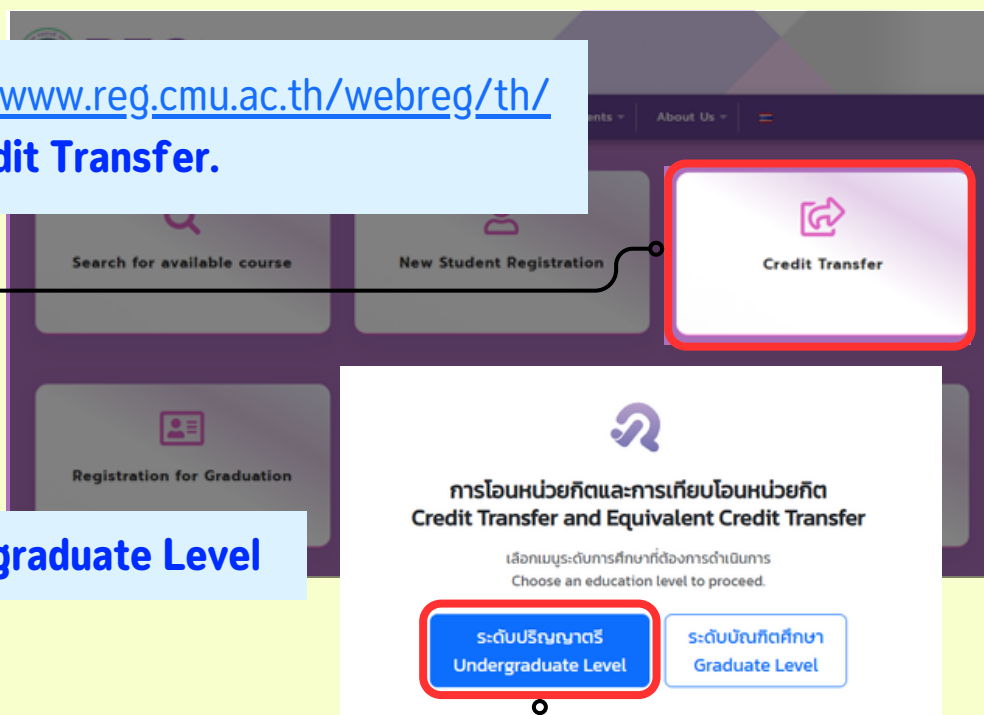
Status

| No | Title | Status |
|----|------------------------|--------|
| 1 | Confirm an information | ✓ |
| 2 | Professor Approved | ✓ |
| 3 | Faculty Approved | ✓ |
| 4 | Pay a fee | ✓ |
| 5 | University Approved | ✓ |

Credit Transfer Complete

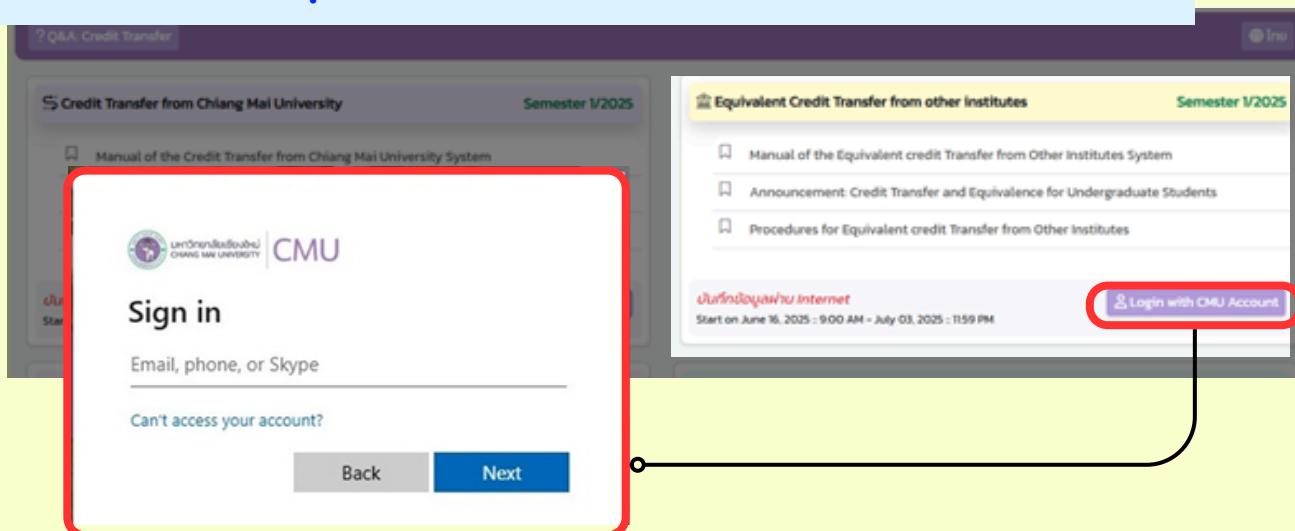
Equivalent Credit Transfer from other institutes

1. Direct to <https://www.reg.cmu.ac.th/webreg/th/>
Select menu **Credit Transfer**.



Select **Undergraduate Level**

2. Select menu **Equivalent Credit Transfer from other institutes**.



3. Log in with **CMU account (@cmu.ac.th)**

Equivalent Credit Transfer from other institutes

4. MENU 1. Personal Information

MENU 1. Personal Information 2. Transfer Credit 3. Print Report 4. Check Status

Step 1. Personal Information

CMU Student ID
[Redacted]

Name/Lastname
[Redacted]

Faculty
Faculty of Science

Major
Gemology

Phone/Mobile
[Redacted]

Save

Equivalet Credit Transfer from other institutes

Former student from
[Redacted]

Faculty
[Redacted]

Major
[Redacted]

Academic Year 20
[Redacted]

Save

Institutes

| Recorded | University | Faculty | Major | Academic Year | Edit |
|----------|-----------------------------------|----------------|---|---------------|------|
| 1 | มหาวิทยาลัยเทคโนโลยีราชมงคลล้านนา | วิศวกรรมศาสตร์ | วิศวกรรมอิเล็กทรอนิกส์และระบบอัตโนมัติ การแพทย์ | 2567 | |

4.1 Check the student's information. Fill in the student's phone number and **click Save**.

MENU 1. Personal Information 2. Transfer Credit 3. Print Report 4. Check Status

Step 1. Personal Information

CMU Student ID
690510679

Name/Lastname
[Redacted]

Faculty
Faculty of Science

Major
Gemology

Phone/Mobile
08-1234-5678

Save

Equivalet Credit Transfer from other institutes

Former student from
[Redacted]

Faculty
[Redacted]

Major
[Redacted]

Academic Year 20
[Redacted]

Save

Institutes

| Recorded | University | Faculty | Major | Academic Year | Edit |
|----------|-----------------------------------|----------------|---|---------------|------|
| 1 | มหาวิทยาลัยเทคโนโลยีราชมงคลล้านนา | วิศวกรรมศาสตร์ | วิศวกรรมอิเล็กทรอนิกส์และระบบอัตโนมัติ การแพทย์ | 2567 | |

4.2 Fill in the previous institutes/other institutes 's information and **click Save**.

Equivalent Credit Transfer from other institutes

7. MENU 3. Print Report

The screenshot shows the 'Print Report' menu with a sub-menu 'Payment'. A red box highlights the payment options: 'Scan QR Code' (with a QR code image), 'Credit Card Payment', 'Alipay Payment', and 'WeChat Pay Payment'.

After the faculty approved, student will receive the confirm email for make a payment by selecting from 4 methods : **QR Code** or **Credit Card** or **Alipay** or **WeChat** **(5,000 บาท THB)**

8. MENU 4. Check Status

The screenshot shows the 'Check Status' menu with a table titled 'Equivalent Credit Transfer Results'. The table compares courses from other institutes with Chiang Mai University's courses. A red box highlights the 'Results' column.

| Other Institutes/course | | | | | | | Chiang Mai University's course | | | | Results |
|-------------------------|-----------|------------------------------|--------|-------|----------|---------------|--------------------------------|--------------------------------|----------|------------------|---------|
| No. | Course no | Course title | Credit | Grade | Semester | Academic year | Course no | Course title | Credit | | |
| 1 | FUNSC115 | ฟิสิกส์มูลฐานสำหรับวิศวกรรม | 3 | C | 2 | 2567 | 207106 | Physics for Earth Science | 4(3-3-6) | Do not transfer. | |
| 2 | ENGCC301 | เขียนแบบทางวิศวกรรม | 3 | B+ | 1 | 2567 | 259104 | Engineering Drawing | 3(2-3-4) | CX | |
| 3 | ENGCC304 | การเขียนโปรแกรมคอมพิวเตอร์ | 3 | B+ | 1 | 2567 | 204217 | Computer Programming Languages | 3(2-2-5) | CX | |
| 4 | GEBLC103 | ภาษาอังกฤษเชิงวิชาการ | 3 | B | 1 | 2567 | 001101 | Fundamental English 1 | 3(3-0-6) | CX | |
| 5 | FUNMA110 | แคลคูลัสมูลฐานสำหรับวิศวกรรม | 3 | C+ | 2 | 2567 | 206161 | Calculus for Engineering 1 | 3(3-0-6) | CX | |

Student check the status of equivalent credit transfer on the system.

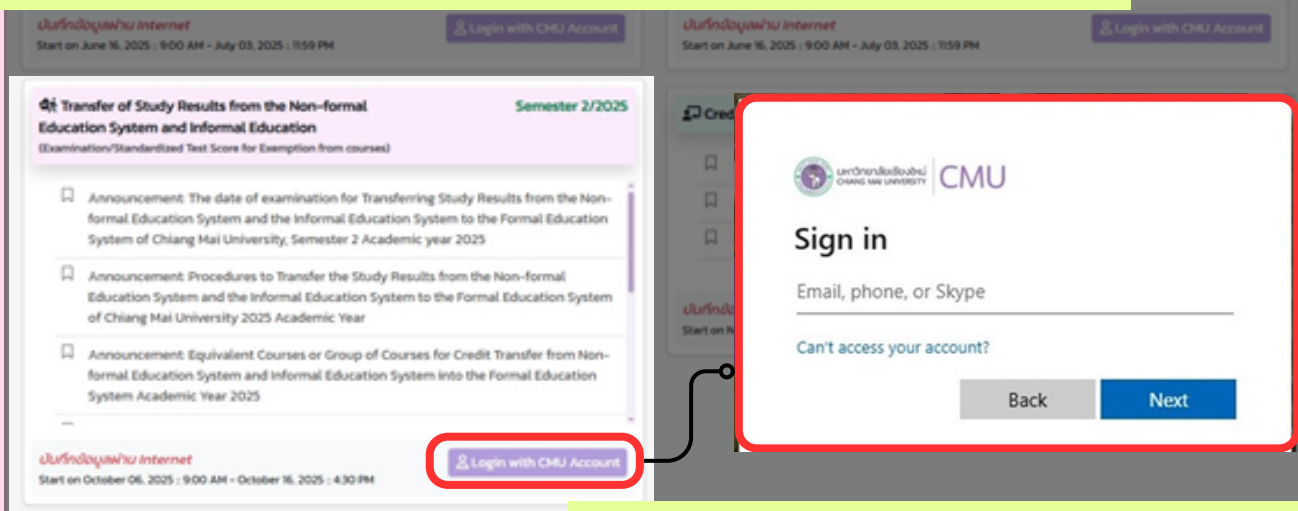
Transfer of Study Results from the Non-formal Education System and Informal Education

1. Direct to <https://www.reg.cmu.ac.th/webreg/en/>
Select menu **Credit Transfer**.



Select **Undergraduate Level**

2. Select menu **Transfer of study results from the non-formal education and the informal education.**



3. Log in with **CMU account (@cmu.ac.th)**

Transfer of Study Results from the Non-formal Education System and Informal Education

4. MENU 1. Personal Information

MENU Step 1. Complete the followings Step 2. Transfer Credit Step 3. Print Report Step 4. Equivalent Credit Transfer Results

Step 1. Complete the followings

Citizen ID/Passport Number
[Redacted]

CMU Student ID
[Redacted]

Name/Lastname
[Redacted]

Faculty/Major
Faculty of Associated Medical Sciences/Physical Therapy

Corresponding address
AAAAAAAAA

Mobile/Phone
0000000000

UPDATE

Fill in the student's phone number and click **UPDATE**.

5. MENU 2. Transfer Credit

5.1 Fill in/ select a **course(s) transfer** with **specific method** for each course.

MENU Step 1. Complete the followings Step 2. Transfer Credit Step 3. Print Report Step 4. Equivalent Credit Transfer Results

Add Course Transfer credits

Course No.
Course Title
Credits

Credit transfer to be accomplished by
 Examination test. (Credits from Examination)
 Standardized test score (Credits form Standardized Tests)

+ Add

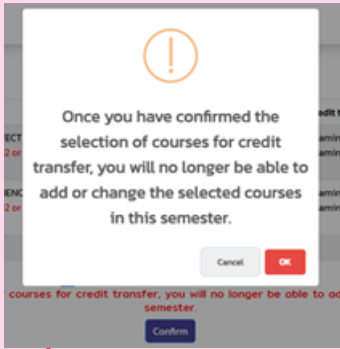
| Recorded | Course No. | Course Title | | |
|----------|------------|--|----------|--|
| 1 | 001201 | CRIT READ AND EFFECT WRITE Pre: 001101 or 001102 or e-Pro score of no less than 70 points of the department | | |
| 2 | 001226 | ENGL IN HEALTH SCIENCES CONT Pre: 001101 or 001102 or e-Pro score of no less than 70 points, or consent of the department | 3(3-0-6) | Examination test. (Credits from Examination) X Cancel |

Total 2 Course 6 Credits

confirm that I passed course's condition.
Once you have confirmed the selection of courses for credit transfer, you will no longer be able to add or change the selected courses in this semester.

Confirm

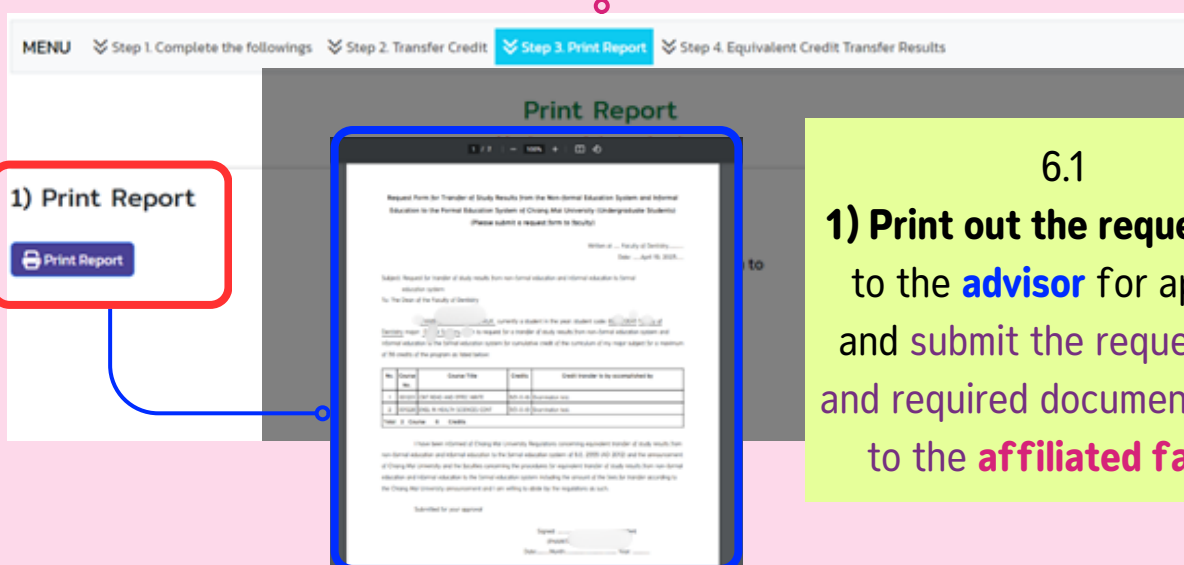
5.2 Check prerequisite for a course(s) and **click Confirm information**. (You can click **Cancel** on the course(s) if you would like to remove before confirm the information.)



(!! Once you have confirmed the selection of courses for credit transfer, you will no longer be able to add or change the selected courses in this semester)

Transfer of Study Results from the Non-formal Education System and Informal Education

6. MENU 3. Print Report



1) Print Report

Print Report

6.1

1) Print out the request form to the **advisor** for approval and submit the request form and required document (if any) to the **affiliated faculty**.



6.2

Student log in to the system to click 2) confirm an approval status.

2) Inform professor's approved status

Student already submitted a request form to professor.

Update

6.3

3) Pay a fee by selecting from 4 methods: **QR Code** or **Credit Card** or **Alipay** or **WeChat** (500 THB/Course)

3) Payment

semester 2 / 2024

Scan QR Code



Credit Card Payment

Alipay Payment

WeChat Pay Payment



Transfer of Study Results from the Non-formal Education System and Informal Education

7. MENU 4. Equivalent Credit Transfer Results

Please follow the **date/time of examination announcement** (for the course evaluated by examination) at <https://www1.reg.cmu.ac.th/reg-transfer/>

MENU Step 1. Complete the followings Step 2. Transfer Credit Step 3. Print Report **Step 4. Equivalent Credit Transfer Results**

Equivalent Credit Transfer Results

| Recorded | Course No. | Course Title | Credits | Credit transfer to by accomplished by | Equivalent Credit Transfer Results | Grade |
|----------|------------|---|----------|---|------------------------------------|-------------|
| 1 | 001201 | CRIT READ AND EFFECT WRITE <i>Pre: 001101 or 001102 or e-Pro score of no less than 70 points; or consent of the department</i> | 3(3-0-6) | Standardized test score (Credits from Standardized Tests) | In progress | In progress |
| 2 | 001226 | ENGL IN HEALTH SCIENCES CONT <i>Pre: 001101 or 001102 or e-Pro score of no less than 70 points; or consent of the department</i> | 3(3-0-6) | Examination test. (Credits from Examination) | In progress | In progress |

Total 2 Course 6 Credits

Student can check the transfer result on the system using the CMU account to log in on the date of transfer result announcement.

MENU Step 1. Complete the followings Step 2. Transfer Credit Step 3. Print Report **Step 4. Equivalent Credit Transfer Results**

Equivalent Credit Transfer Results

| Recorded | Course No. | Course Title | Credits | Credit transfer to by accomplished by | Equivalent Credit Transfer Results | Grade |
|----------|------------|---|----------|---|------------------------------------|-------|
| 1 | 001201 | CRIT READ AND EFFECT WRITE <i>Pre: 001101 or 001102 or e-Pro score of no less than 70 points; or consent of the department</i> | 3(3-0-6) | Standardized test score (Credits from Standardized Tests) | ✓ Yes | CE |
| 2 | 001226 | ENGL IN HEALTH SCIENCES CONT <i>Pre: 001101 or 001102 or e-Pro score of no less than 70 points; or consent of the department</i> | 3(3-0-6) | Examination test. (Credits from Examination) | ✗ No | ✗ |

Total 2 Course 6 Credits

*** Student MUST submit all required documents to the affiliated faculty within the period defined in the announcement. Late submission will not be accepted.

